

Signify Classified - Internal  
Cooper Lighting Solutions Photometric Lab  
1121 Highway 74 South  
Peachtree City, GA 30269



Scaled data based on original data using  
LM-79-08 Approved Method: Electrical and Photometric Measurements of Solid-  
State Lighting Products

Test Report Prepared for  
Cooper Lighting Solutions  
(formerly Eaton)

Brand: INVUE

Report Number: P879710

Luminaire Tested: **EMM2-HSN-VA7-735-U-MQ**

Issue Date: 10/01/2024



**Test Information**

Test Method: LM-79-08  
Report Number: P879710  
Test Lab: INNOVATION CENTER(G3)  
Issue Date: 10/01/2024  
Manufacturer: COOPER LIGHTING SOLUTIONS (FORMERLY EATON)  
Product Line: INVUE  
Catalog Number: EMM2-HSN-VA7-735-U-MQ  
Description: EPIC MODERN SHORT HOUSING 7W 70CRI 3500K WAVESTREAM FIXTURE w/  
TYPE V MEDIUM DISTRIBUTION OPTIC  
Light Source: (1) 3500K CCT, 70 CRI LEDS  
Ballast/Driver: ELECTRONIC DRIVER

**Summary**

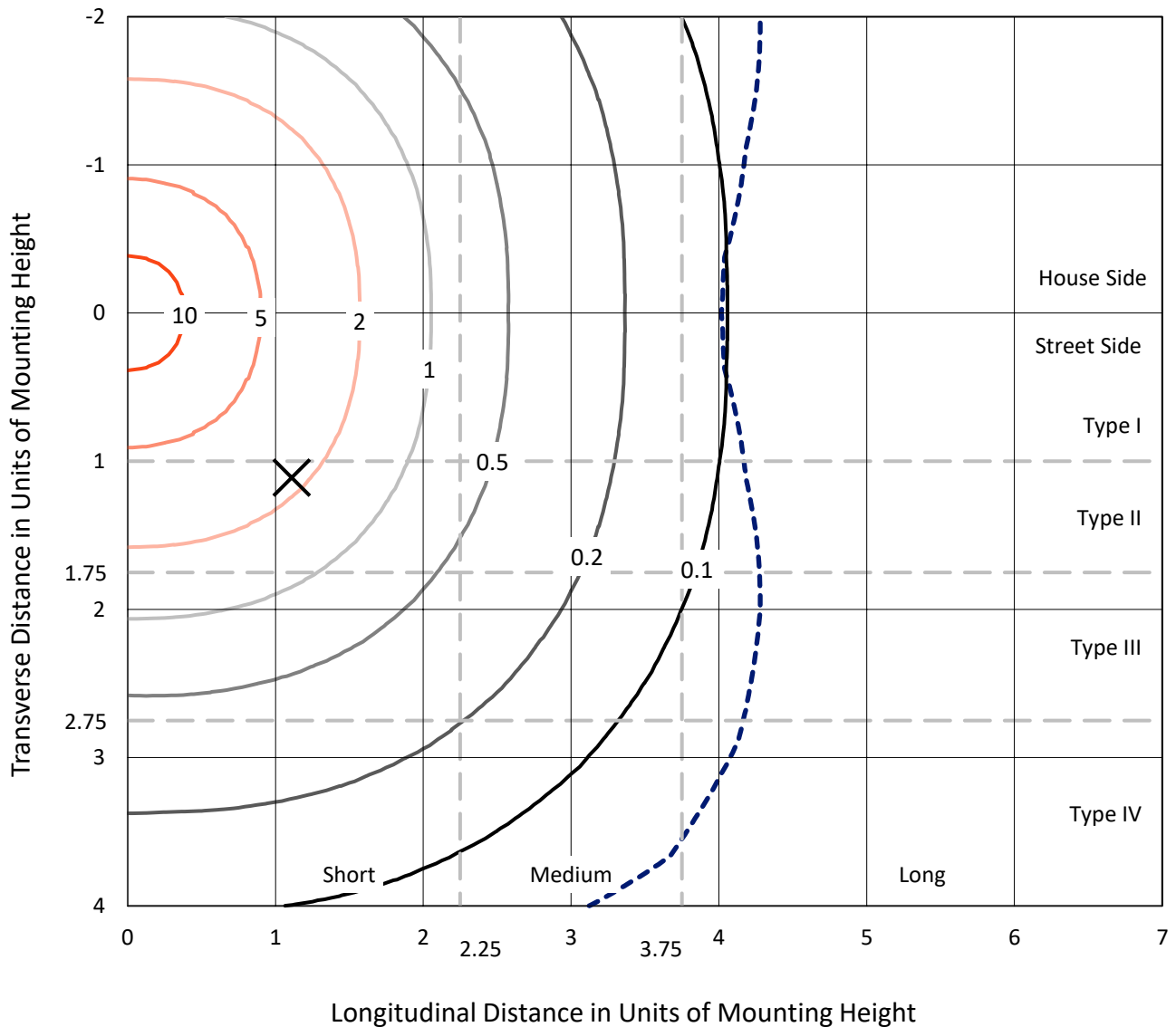
Lumens per Lamp: N/A  
Luminaire Lumens: 14713.7 lumens  
Efficiency: N/A  
Efficacy: 113.2 lumens/watt  
Luminous Opening: Circular (Dia: 1.12' x H: 0')  
IES Classification: Type V - Short  
BUG Rating: B3 - U0 - G3

Input Watts (W): 130  
Input Voltage (V): 120  
Input Current (A<sub>in</sub>): NR  
Voltage Rise (V): NR  
Power Factor: 0.995  
Total Harmonic Distortion (THDi): 8.1%  
Frequency (hertz): 60  
Stabilization Time: NR  
Operation Time: NR  
Ambient Temperature (°C): NR  
Test Distance: 24 FT

REPORT NUMBER: P879710  
 CATALOG NUMBER: EMM2-HSN-VA7-735-U-MQ

### Iso-Footcandle Lines of Horizontal Illumination

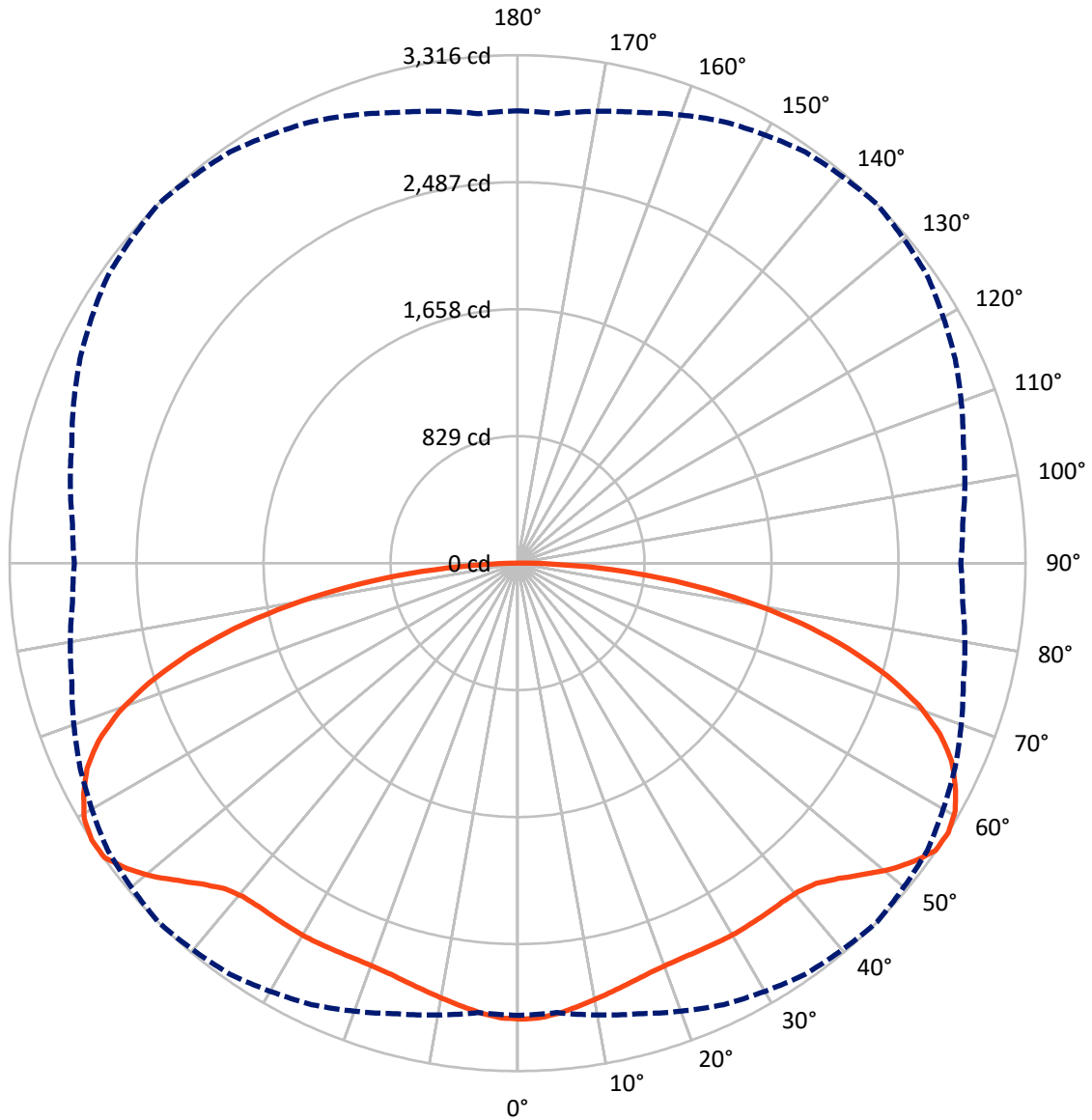
✕ Max cd  
 - - - 1/2 Max cd



Based on 15 foot mounting height. Maximum calculated value = 13.2 fc  
 Type V - Short - N/A

REPORT NUMBER: P879710  
CATALOG NUMBER: EMM2-HSN-VA7-735-U-MQ

### Luminous Intensity Polar Plot



— Vertical Plane Through 45-Deg Lateral    - - - Horizontal Cone Through 57.5-Deg Vertical

REPORT NUMBER: P879710  
 CATALOG NUMBER: EMM2-HSN-VA7-735-U-MQ

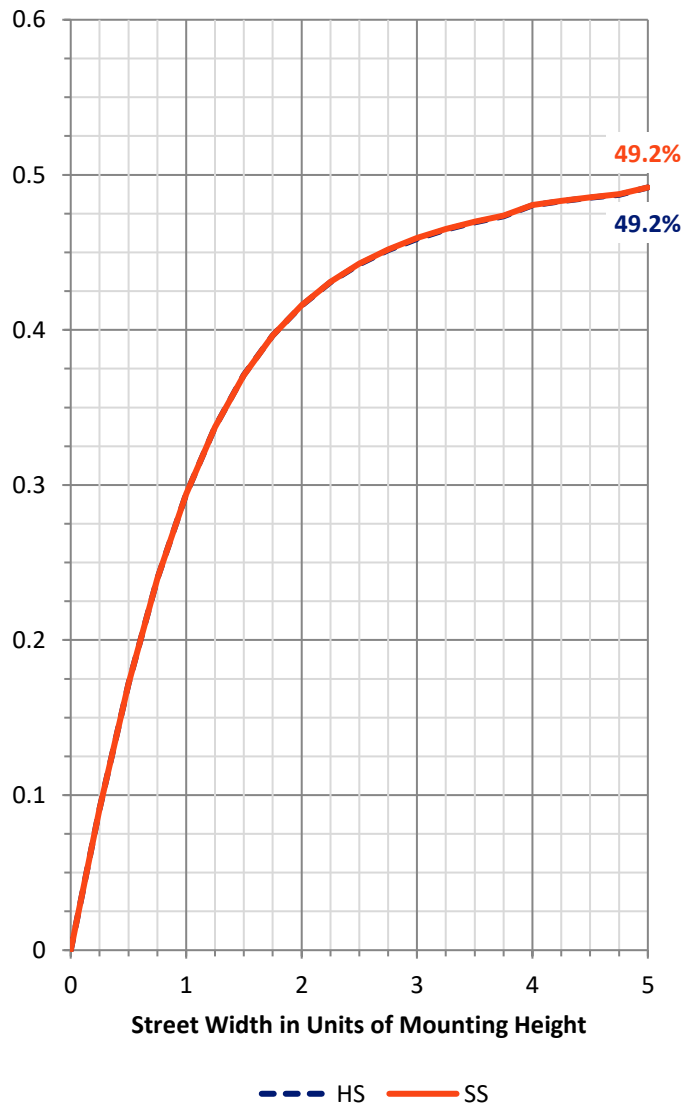
**FLUX DISTRIBUTION:**

		Downward	Upward	Total
<b>House Side</b>	Lumens	7356.9	0.0	7356.9
	% Fixture	50.0	0.0	50.0
<b>Street Side</b>	Lumens	7356.9	0.0	7356.9
	% Fixture	50.0	0.0	50.0
<b>Total</b>	Lumens	14713.7	0.0	14713.7
	% Fixture	100.0	0.0	100.0

**Coefficient of Utilization**

**ZONAL LUMENS:**

Zone	Lumens	% Fixture
0°-10°	279.4	1.9
10°-20°	800.9	5.4
20°-30°	1287.1	8.7
30°-40°	1744.7	11.9
40°-50°	2228.3	15.1
50°-60°	2777.4	18.9
60°-70°	2830.1	19.2
70°-80°	2097.0	14.3
80°-90°	668.7	4.5
90°-100°	0.0	0.0
100°-110°	0.0	0.0
110°-120°	0.0	0.0
120°-130°	0.0	0.0
130°-140°	0.0	0.0
140°-150°	0.0	0.0
150°-160°	0.0	0.0
160°-170°	0.0	0.0
170°-180°	0.0	0.0
0°-90°	14713.7	100.0
0°-180°	14713.7	100.0



REPORT NUMBER: P879710

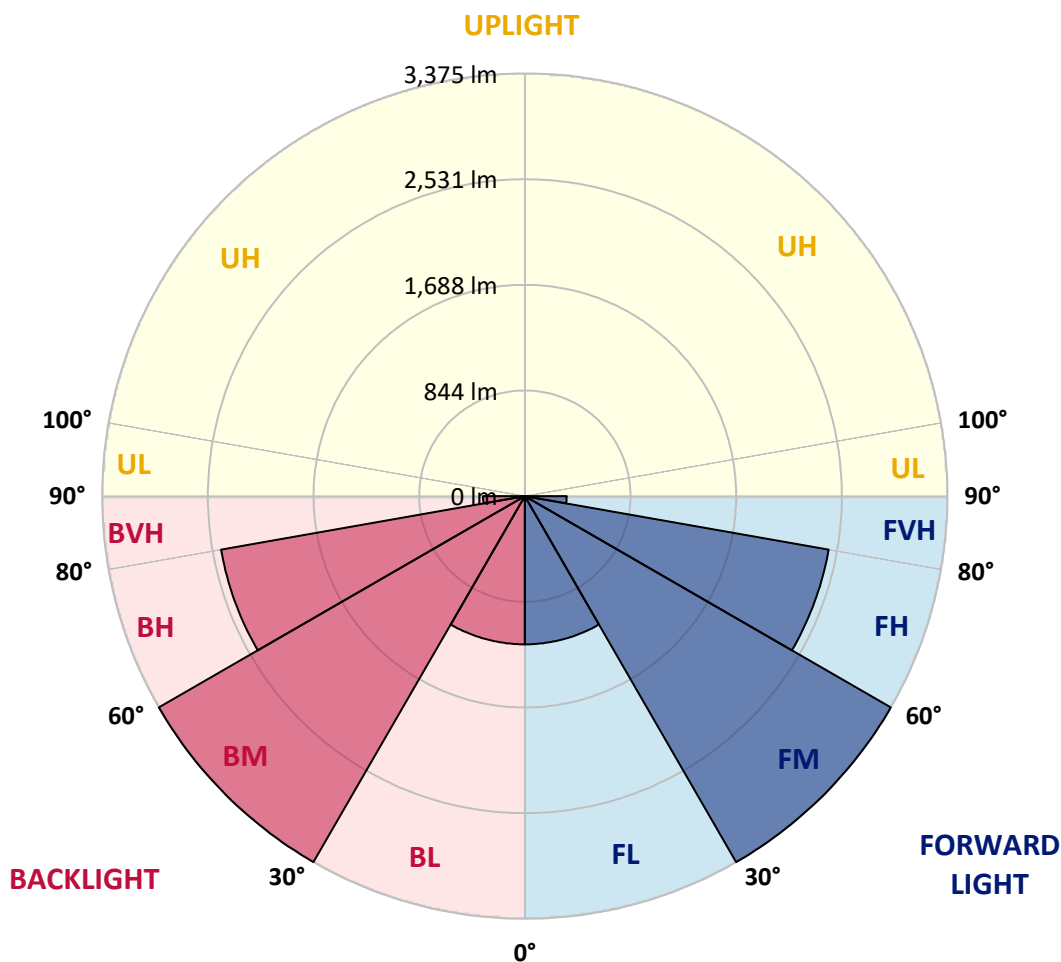
CATALOG NUMBER: EMM2-HSN-VA7-735-U-MQ

**LUMINAIRE CLASSIFICATION SYSTEM LUMEN TABLE AND BUG RATING:**

Zone	Lumens	% Fixture	Zone Rating/Lumen Limit		
			B	U	G
FL (0°-30°)	1183.7	8.0			
FM (30°-60°)	3375.2	22.9			
FH (60°-80°)	2463.5	16.7			G2/5000
FVH (80°-90°)	334.3	2.3			G3/500
BL (0°-30°)	1183.7	8.0	B3/2500		
BM (30°-60°)	3375.2	22.9	B3/5000		
BH (60°-80°)	2463.5	16.7	B3/2500		G2/5000
BVH (80°-90°)	334.3	2.3			G3/500
UL (90°-100°)	0.0	0.0		U0/0	
UH (100°-180°)	0.0	0.0		U0/0	

**BUG Rating: B3-U0-G3**

Type V Short





REPORT NUMBER: P879710

CATALOG NUMBER: EMM2-HSN-VA7-735-U-MQ

**CANDELA DISTRIBUTION (FULL):**

	0°	5°	15°	25°	35°	45°	55°	65°	75°	85°	90°
0°	2976.5	2976.5	2976.5	2976.5	2976.5	2976.5	2976.5	2976.5	2976.5	2976.5	2976.5
2.5°	2971.4	2971.4	2970.6	2970.6	2969.9	2970.6	2971.4	2971.4	2970.6	2969.9	2969.2
5°	2950.1	2950.9	2950.9	2949.4	2947.9	2947.9	2947.9	2948.7	2947.2	2947.9	2947.2
7.5°	2919.4	2917.2	2919.4	2918.6	2919.4	2917.2	2920.8	2919.4	2917.2	2918.6	2918.6
10°	2885.0	2885.7	2886.4	2885.7	2887.9	2887.1	2886.4	2885.7	2884.2	2885.7	2883.5
12.5°	2852.7	2853.5	2855.7	2856.4	2858.6	2857.9	2858.6	2857.1	2856.4	2853.5	2852.7
15°	2822.0	2823.4	2826.4	2828.6	2830.8	2831.5	2830.0	2829.3	2825.6	2823.4	2822.0
17.5°	2796.3	2796.3	2800.7	2804.4	2808.0	2808.8	2808.0	2804.4	2799.3	2794.1	2794.9
20°	2778.8	2778.8	2783.9	2789.7	2794.9	2796.3	2794.1	2787.5	2779.5	2775.8	2775.1
22.5°	2770.7	2771.4	2776.6	2783.1	2790.5	2791.9	2787.5	2779.5	2770.7	2764.1	2763.4
25°	2771.4	2770.0	2774.4	2784.6	2792.7	2794.1	2790.5	2779.5	2769.2	2763.4	2761.2
27.5°	2769.2	2770.0	2775.1	2785.3	2795.6	2798.5	2792.7	2779.5	2765.6	2760.4	2759.0
30°	2768.5	2769.2	2770.7	2787.5	2799.3	2804.4	2795.6	2778.0	2766.3	2758.2	2757.5
32.5°	2765.6	2761.9	2772.2	2782.4	2797.1	2803.7	2794.9	2778.8	2759.7	2753.9	2750.9
35°	2753.9	2757.5	2766.3	2783.9	2800.7	2805.1	2794.9	2775.1	2758.2	2746.5	2745.8
37.5°	2751.7	2751.7	2765.6	2783.9	2800.7	2807.3	2798.5	2776.6	2753.1	2738.5	2738.5
40°	2748.7	2748.0	2766.3	2789.0	2811.0	2819.8	2808.0	2780.9	2752.4	2738.5	2731.1
42.5°	2756.8	2761.2	2782.4	2815.4	2843.2	2857.9	2841.0	2811.0	2777.3	2750.9	2750.2
45°	2794.9	2804.4	2826.4	2882.0	2919.4	2937.0	2917.2	2865.2	2812.4	2777.3	2775.1
47.5°	2854.2	2851.3	2903.3	2961.9	3016.8	3035.8	3007.3	2946.5	2870.3	2827.8	2816.8
50°	2895.2	2902.5	2956.0	3041.0	3123.0	3145.0	3103.2	3024.8	2942.1	2883.5	2873.2
52.5°	2950.9	2952.3	3020.4	3128.1	3212.3	3236.5	3196.2	3098.8	2987.5	2914.2	2909.1
55°	2957.5	2981.6	3064.4	3181.6	3282.6	3311.2	3261.4	3157.4	3027.8	2937.0	2928.2
57.5°	2952.3	2945.0	3045.3	3180.1	3275.3	3315.6	3266.5	3151.5	3012.4	2916.4	2893.0
60°	2846.9	2877.6	2988.2	3120.1	3242.4	3282.6	3225.5	3108.3	2956.0	2850.5	2841.0
62.5°	2775.1	2788.3	2889.3	3066.6	3166.9	3207.2	3163.3	3025.6	2863.0	2753.1	2739.9
65°	2663.0	2673.3	2791.9	2937.7	3077.6	3113.5	3057.1	2941.3	2767.0	2646.2	2622.0
67.5°	2484.3	2512.2	2629.3	2814.6	2911.3	2972.8	2922.3	2759.7	2601.5	2482.9	2465.3
70°	2276.3	2313.7	2434.5	2586.1	2747.3	2778.0	2708.4	2597.8	2420.6	2293.9	2263.1
72.5°	2075.6	2078.6	2191.4	2369.3	2471.1	2528.3	2488.7	2343.0	2169.4	2061.7	2042.7
75°	1795.1	1795.9	1919.6	2065.4	2194.3	2231.6	2168.7	2066.1	1911.6	1790.7	1779.0
77.5°	1469.9	1489.7	1599.6	1740.2	1842.0	1896.2	1851.5	1735.8	1591.5	1488.3	1476.5
80°	1152.8	1177.7	1255.3	1381.3	1469.2	1516.8	1468.5	1367.4	1257.5	1156.5	1157.9
82.5°	813.7	832.0	905.3	990.9	1076.6	1111.8	1091.3	1016.6	916.2	827.6	803.5
85°	454.1	477.5	526.6	602.0	659.2	704.6	678.9	620.3	533.2	477.5	476.1
87.5°	133.3	144.3	164.1	214.6	268.8	288.6	282.7	268.1	235.1	210.9	195.6
90°	0.0	0.0	0.0	0.0	0.0	0.0	0.0	0.0	0.0	0.0	0.0

Cooper Lighting Solutions Photometric Lab  
1121 Highway 74 South  
Peachtree City, GA 30269



LM-79-2019: Approved Method: Electrical and Photometric Measurements of Solid-State Lighting Products

Report Prepared for

Cooper Lighting Solutions

Streetworks

Report Number: SP1-2407-176-8

Test Date: 09/25/2024

Luminaire Tested: MEM2-HTN-VA-130-735-U-RW

Data in this report applies to families of products including MEM2-HTN-VA-130-735-U-RW



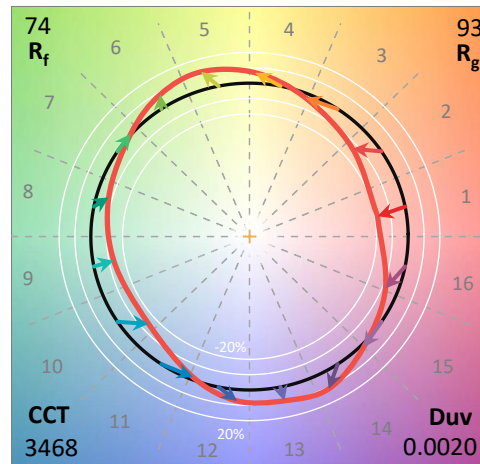
**Test Information**

Test Method: LM-79-2019  
 Report Number: SP1-2407-176-8  
 Test Lab: COOPER LIGHTING SOLUTIONS  
 Photometer: SP1 - 76IN SPHERE  
 Measurement Geometry: 4π  
 Issue Date: 09/27/2024  
 Manufacturer: COOPER LIGHTING SOLUTIONS  
 Product Line: Streetworks  
 Catalog Number: **MEM2-HTN-VA-130-735-U-RW**  
 Description: EPIC MODERN VISUAL COMFORT 130W WAVESTREAM RECTANGULAR WIDE

**Spectral Parameters**

CCT (K): 3468  
 CIE u': 0.2356  
 CIE v': 0.5145  
 Duv: 0.0020  
 CIE x: 0.4092  
 CIE y: 0.3972  
 CIE z: 0.1936  
 Peak Wavelength (nm): 590  
 Dominant Wavelength (nm): 580  
 Purity: 42.03411  
 Rf: 74.1  
 Rg: 93.4

CRI (Ra):	70.6		
R1:	66.2	R9:	-41.3
R2:	79.1	R10:	52.2
R3:	90.8	R11:	63.6
R4:	68.4	R12:	47.5
R5:	66.3	R13:	68.3
R6:	71.1	R14:	94.8
R7:	78.4	R15:	57.6
R8:	44.5		



**Test Conditions**

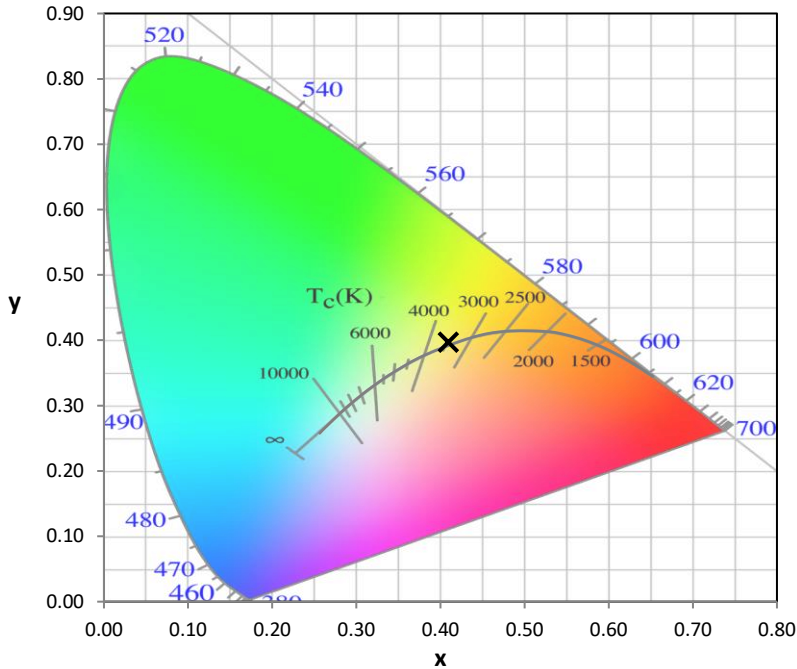
Stabilization Time: 46M  
 Operation Time: 1H 46M  
 Sphere Temperature (°C): 25.2

REPORT NUMBER: SP1-2407-176-8

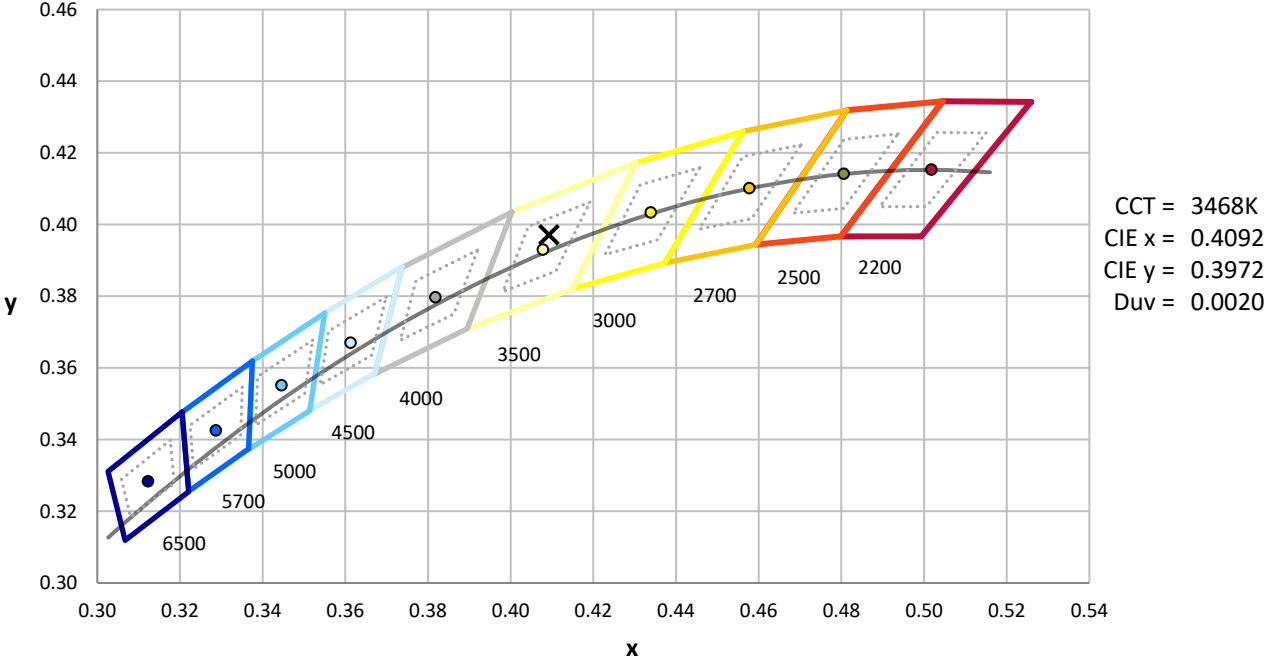
Measurement and Test Equipment			
Instrument	Identification Number	Calibration Date	Calibration Due Date
Photometer	IN0058	6/18/2024	12/18/2024
Power Meter	INXT2011004	2/8/2024	2/8/2025
AC Power Source	IN0063	10/24/2023	10/24/2024
DC Power Source	IN0208	10/24/2023	10/24/2024
Sphere Thermometer	IN0085	10/24/2023	10/24/2024
Room Thermometer	IN0046	10/24/2023	10/24/2024

REPORT NUMBER: SP1-2407-176-8

**CIE 1931 Chromaticity Diagram**



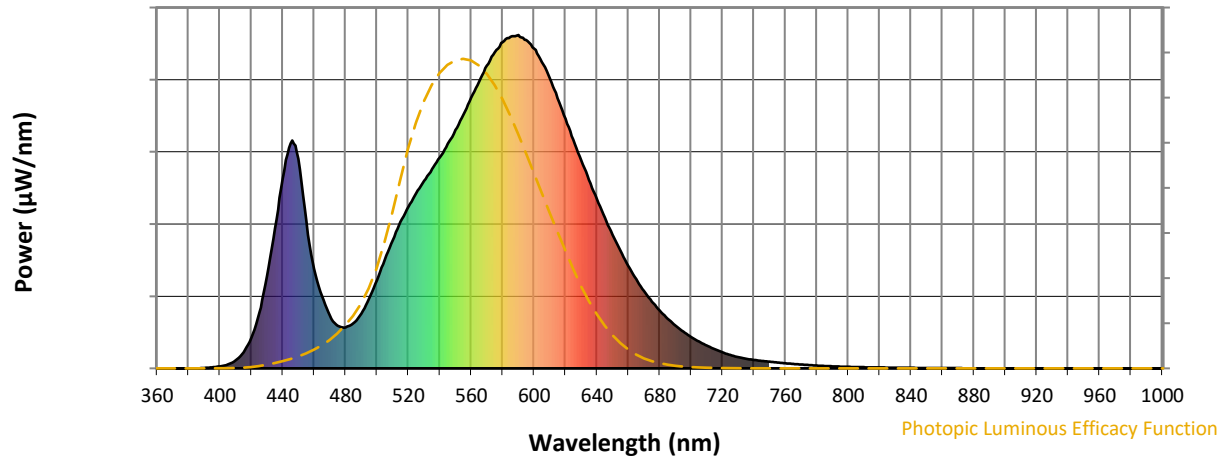
**CIE 1931 Chromaticity Diagram with 2017 ANSI 7-Step and 4-Step Quadrangles**



Point lies inside the ANSI 3500K 4-step quadrangle

REPORT NUMBER: SP1-2407-176-8

**Photopic Flux vs. Wavelength**

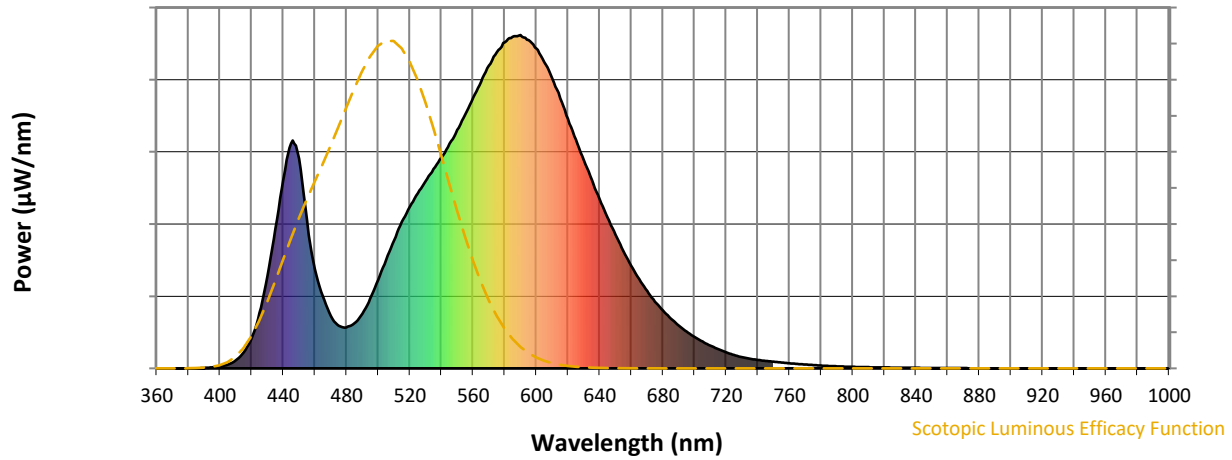


**Photopic Lumens: NR**

$\lambda$ (nm)	Power W <sup>^</sup> /nm	Lumens ( $\phi$ /nm)	$\lambda$ (nm)	Power W <sup>^</sup> /nm	Lumens ( $\phi$ /nm)	$\lambda$ (nm)	Power W <sup>^</sup> /nm	Lumens ( $\phi$ /nm)	$\lambda$ (nm)	Power W <sup>^</sup> /nm	Lumens ( $\phi$ /nm)	$\lambda$ (nm)	Power W <sup>^</sup> /nm	Lumens ( $\phi$ /nm)
360	0	NR	490	164	NR	620	749	NR	750	20	NR	880	0	NR
365	0	NR	495	209	NR	625	686	NR	755	17	NR	885	0	NR
370	0	NR	500	265	NR	630	624	NR	760	15	NR	890	0	NR
375	0	NR	505	325	NR	635	566	NR	765	13	NR	895	0	NR
380	0	NR	510	384	NR	640	508	NR	770	11	NR	900	0	NR
385	0	NR	515	439	NR	645	452	NR	775	10	NR	905	0	NR
390	1	NR	520	485	NR	650	401	NR	780	8	NR	910	0	NR
395	3	NR	525	526	NR	655	353	NR	785	7	NR	915	0	NR
400	6	NR	530	562	NR	660	308	NR	790	6	NR	920	0	NR
405	11	NR	535	598	NR	665	268	NR	795	5	NR	925	0	NR
410	24	NR	540	633	NR	670	232	NR	800	5	NR	930	0	NR
415	48	NR	545	674	NR	675	200	NR	805	4	NR	935	0	NR
420	91	NR	550	715	NR	680	174	NR	810	3	NR	940	0	NR
425	166	NR	555	761	NR	685	149	NR	815	3	NR	945	0	NR
430	276	NR	560	812	NR	690	129	NR	820	3	NR	950	0	NR
435	420	NR	565	860	NR	695	110	NR	825	2	NR	955	0	NR
440	568	NR	570	908	NR	700	94	NR	830	2	NR	960	0	NR
445	675	NR	575	948	NR	705	80	NR	835	2	NR	965	0	NR
450	629	NR	580	978	NR	710	68	NR	840	2	NR	970	0	NR
455	443	NR	585	994	NR	715	58	NR	845	1	NR	975	0	NR
460	299	NR	590	1000	NR	720	48	NR	850	1	NR	980	0	NR
465	217	NR	595	985	NR	725	40	NR	855	1	NR	985	0	NR
470	157	NR	600	959	NR	730	34	NR	860	1	NR	990	0	NR
475	127	NR	605	918	NR	735	29	NR	865	1	NR	995	0	NR
480	123	NR	610	869	NR	740	25	NR	870	1	NR	1000	0	NR
485	135	NR	615	810	NR	745	22	NR	875	0	NR			

REPORT NUMBER: SP1-2407-176-8

**Scotopic Flux vs. Wavelength**



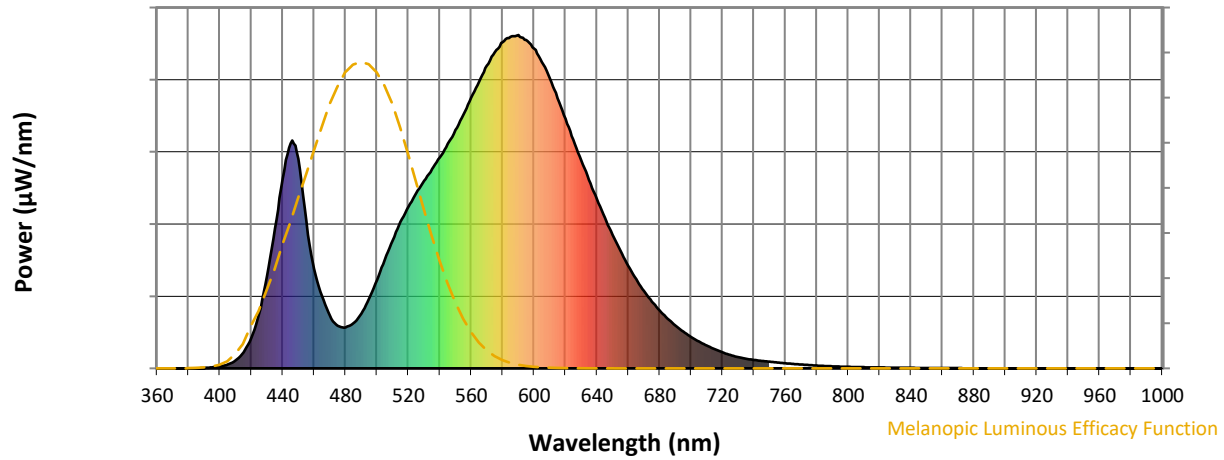
**Scotopic Lumens: NR**

**S/P: 1.35**

λ (nm)	Power W <sup>^</sup> /nm	Lumens (φ/nm)	λ (nm)	Power W <sup>^</sup> /nm	Lumens (φ/nm)	λ (nm)	Power W <sup>^</sup> /nm	Lumens (φ/nm)	λ (nm)	Power W <sup>^</sup> /nm	Lumens (φ/nm)	λ (nm)	Power W <sup>^</sup> /nm	Lumens (φ/nm)
360	0	NR	490	164	NR	620	749	NR	750	20	NR	880	0	NR
365	0	NR	495	209	NR	625	686	NR	755	17	NR	885	0	NR
370	0	NR	500	265	NR	630	624	NR	760	15	NR	890	0	NR
375	0	NR	505	325	NR	635	566	NR	765	13	NR	895	0	NR
380	0	NR	510	384	NR	640	508	NR	770	11	NR	900	0	NR
385	0	NR	515	439	NR	645	452	NR	775	10	NR	905	0	NR
390	1	NR	520	485	NR	650	401	NR	780	8	NR	910	0	NR
395	3	NR	525	526	NR	655	353	NR	785	7	NR	915	0	NR
400	6	NR	530	562	NR	660	308	NR	790	6	NR	920	0	NR
405	11	NR	535	598	NR	665	268	NR	795	5	NR	925	0	NR
410	24	NR	540	633	NR	670	232	NR	800	5	NR	930	0	NR
415	48	NR	545	674	NR	675	200	NR	805	4	NR	935	0	NR
420	91	NR	550	715	NR	680	174	NR	810	3	NR	940	0	NR
425	166	NR	555	761	NR	685	149	NR	815	3	NR	945	0	NR
430	276	NR	560	812	NR	690	129	NR	820	3	NR	950	0	NR
435	420	NR	565	860	NR	695	110	NR	825	2	NR	955	0	NR
440	568	NR	570	908	NR	700	94	NR	830	2	NR	960	0	NR
445	675	NR	575	948	NR	705	80	NR	835	2	NR	965	0	NR
450	629	NR	580	978	NR	710	68	NR	840	2	NR	970	0	NR
455	443	NR	585	994	NR	715	58	NR	845	1	NR	975	0	NR
460	299	NR	590	1000	NR	720	48	NR	850	1	NR	980	0	NR
465	217	NR	595	985	NR	725	40	NR	855	1	NR	985	0	NR
470	157	NR	600	959	NR	730	34	NR	860	1	NR	990	0	NR
475	127	NR	605	918	NR	735	29	NR	865	1	NR	995	0	NR
480	123	NR	610	869	NR	740	25	NR	870	1	NR	1000	0	NR
485	135	NR	615	810	NR	745	22	NR	875	0	NR			

REPORT NUMBER: SP1-2407-176-8

**Melanopic Flux vs. Wavelength**



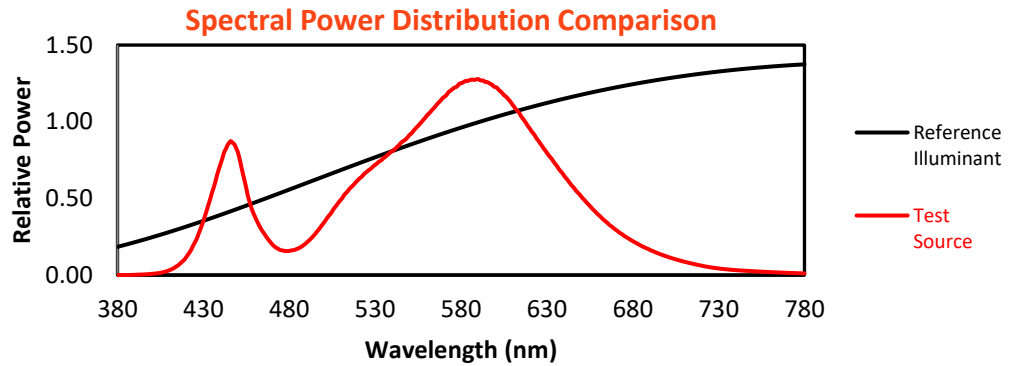
**Melanopic Lumens: NR**

**M/P: 2.54**

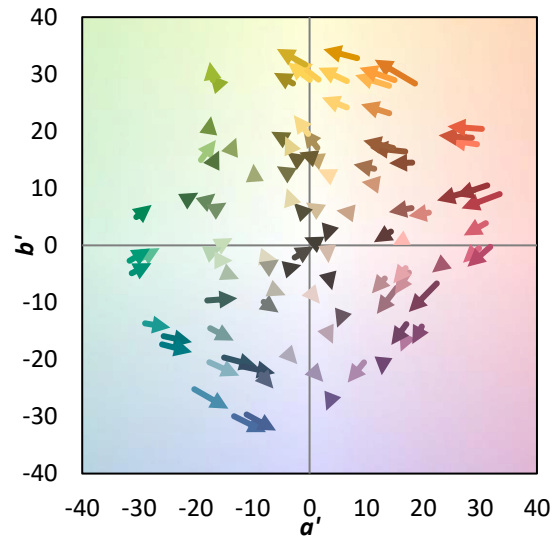
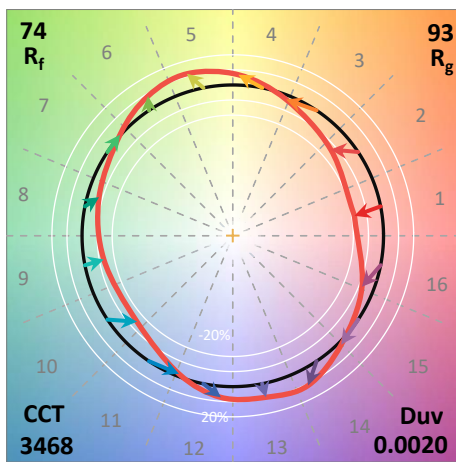
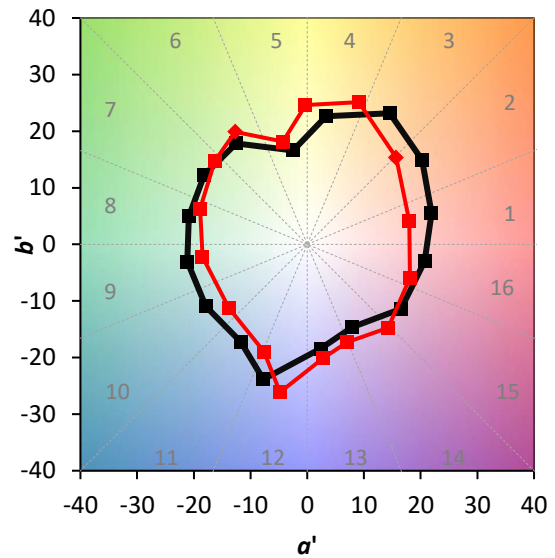
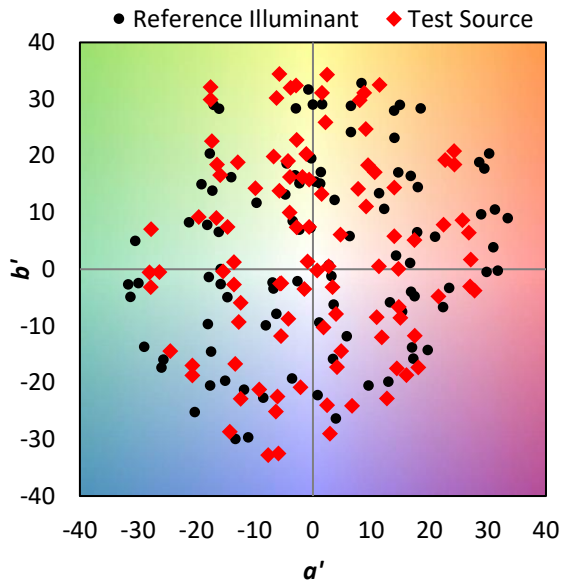
$\lambda$ (nm)	Power W <sup>^</sup> /nm	Lumens ( $\phi$ /nm)	$\lambda$ (nm)	Power W <sup>^</sup> /nm	Lumens ( $\phi$ /nm)	$\lambda$ (nm)	Power W <sup>^</sup> /nm	Lumens ( $\phi$ /nm)	$\lambda$ (nm)	Power W <sup>^</sup> /nm	Lumens ( $\phi$ /nm)	$\lambda$ (nm)	Power W <sup>^</sup> /nm	Lumens ( $\phi$ /nm)
360	0	NR	490	164	NR	620	749	NR	750	20	NR	880	0	NR
365	0	NR	495	209	NR	625	686	NR	755	17	NR	885	0	NR
370	0	NR	500	265	NR	630	624	NR	760	15	NR	890	0	NR
375	0	NR	505	325	NR	635	566	NR	765	13	NR	895	0	NR
380	0	NR	510	384	NR	640	508	NR	770	11	NR	900	0	NR
385	0	NR	515	439	NR	645	452	NR	775	10	NR	905	0	NR
390	1	NR	520	485	NR	650	401	NR	780	8	NR	910	0	NR
395	3	NR	525	526	NR	655	353	NR	785	7	NR	915	0	NR
400	6	NR	530	562	NR	660	308	NR	790	6	NR	920	0	NR
405	11	NR	535	598	NR	665	268	NR	795	5	NR	925	0	NR
410	24	NR	540	633	NR	670	232	NR	800	5	NR	930	0	NR
415	48	NR	545	674	NR	675	200	NR	805	4	NR	935	0	NR
420	91	NR	550	715	NR	680	174	NR	810	3	NR	940	0	NR
425	166	NR	555	761	NR	685	149	NR	815	3	NR	945	0	NR
430	276	NR	560	812	NR	690	129	NR	820	3	NR	950	0	NR
435	420	NR	565	860	NR	695	110	NR	825	2	NR	955	0	NR
440	568	NR	570	908	NR	700	94	NR	830	2	NR	960	0	NR
445	675	NR	575	948	NR	705	80	NR	835	2	NR	965	0	NR
450	629	NR	580	978	NR	710	68	NR	840	2	NR	970	0	NR
455	443	NR	585	994	NR	715	58	NR	845	1	NR	975	0	NR
460	299	NR	590	1000	NR	720	48	NR	850	1	NR	980	0	NR
465	217	NR	595	985	NR	725	40	NR	855	1	NR	985	0	NR
470	157	NR	600	959	NR	730	34	NR	860	1	NR	990	0	NR
475	127	NR	605	918	NR	735	29	NR	865	1	NR	995	0	NR
480	123	NR	610	869	NR	740	25	NR	870	1	NR	1000	0	NR
485	135	NR	615	810	NR	745	22	NR	875	0	NR			

**Summary**

$R_f = 74.1$   
 $R_g = 93.4$   
 $CIE R_a = 70.6$   
 $R_9 = -41.3$

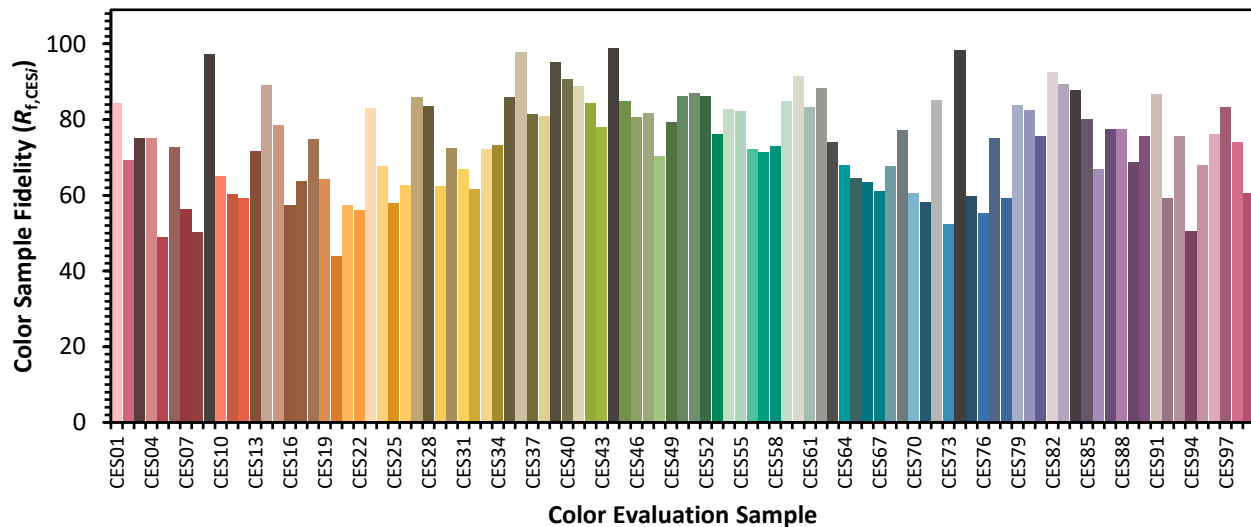


**Color Vector Graphics**



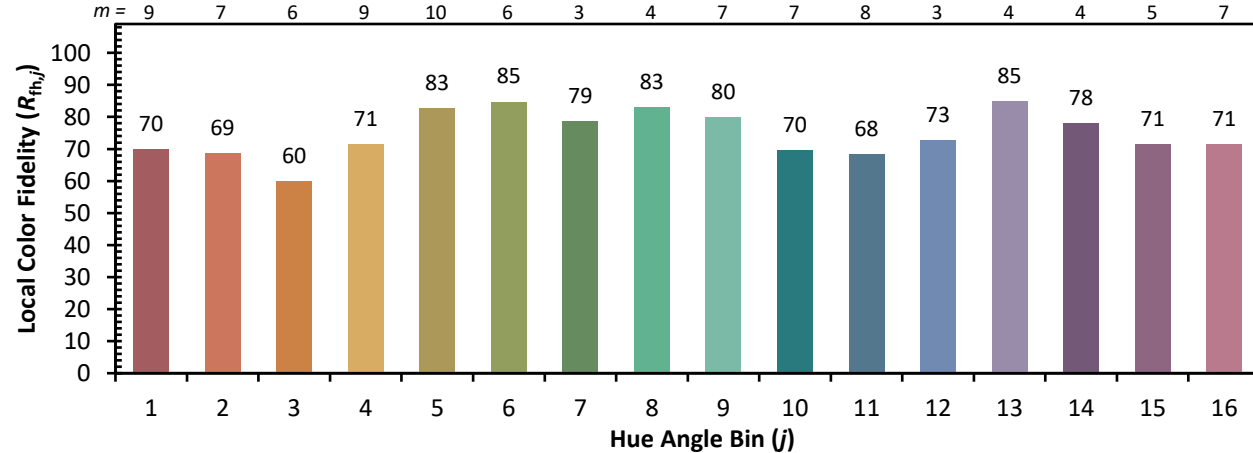
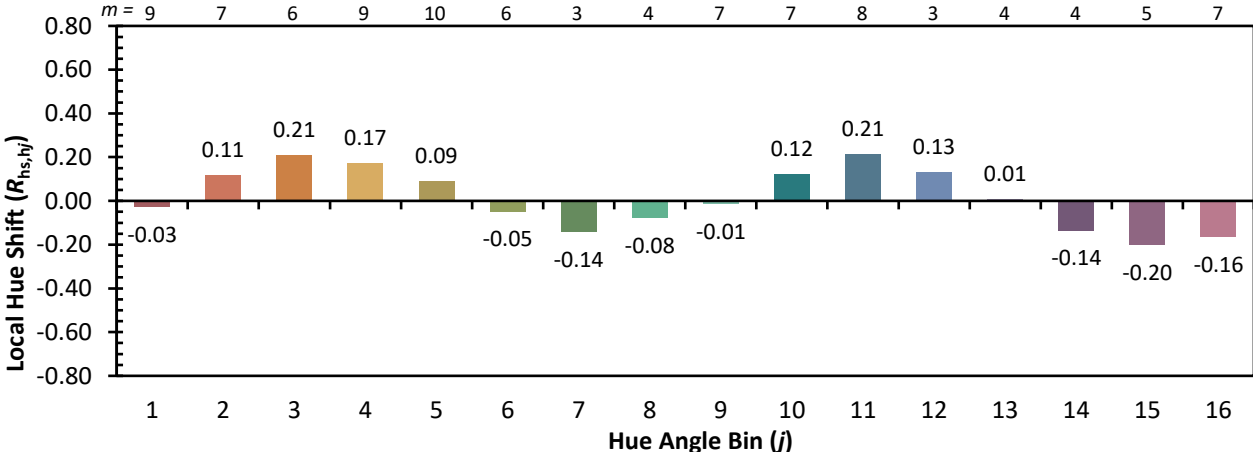
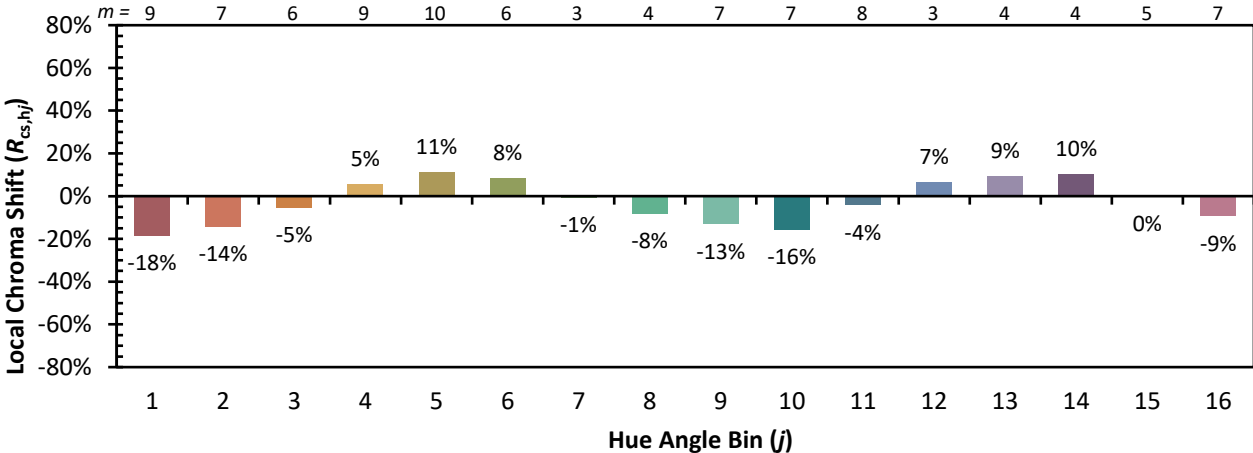
Individual Sample Fidelity Index ( $R_{f,i}$ )

CES01 = 86	CES26 = 63	CES51 = 87	CES76 = 55
CES02 = 61	CES27 = 86	CES52 = 86	CES77 = 75
CES03 = 31	CES28 = 84	CES53 = 76	CES78 = 59
CES04 = 70	CES29 = 62	CES54 = 83	CES79 = 84
CES05 = 48	CES30 = 72	CES55 = 82	CES80 = 82
CES06 = 51	CES31 = 67	CES56 = 72	CES81 = 76
CES07 = 40	CES32 = 62	CES57 = 71	CES82 = 93
CES08 = 39	CES33 = 72	CES58 = 73	CES83 = 89
CES09 = 29	CES34 = 73	CES59 = 85	CES84 = 88
CES10 = 75	CES35 = 86	CES60 = 92	CES85 = 80
CES11 = 58	CES36 = 98	CES61 = 83	CES86 = 67
CES12 = 64	CES37 = 82	CES62 = 88	CES87 = 78
CES13 = 42	CES38 = 81	CES63 = 74	CES88 = 77
CES14 = 74	CES39 = 95	CES64 = 68	CES89 = 69
CES15 = 71	CES40 = 91	CES65 = 64	CES90 = 76
CES16 = 47	CES41 = 89	CES66 = 63	CES91 = 87
CES17 = 50	CES42 = 84	CES67 = 61	CES92 = 59
CES18 = 56	CES43 = 78	CES68 = 68	CES93 = 76
CES19 = 72	CES44 = 99	CES69 = 77	CES94 = 50
CES20 = 65	CES45 = 85	CES70 = 61	CES95 = 68
CES21 = 87	CES46 = 81	CES71 = 58	CES96 = 76
CES22 = 79	CES47 = 82	CES72 = 85	CES97 = 83
CES23 = 92	CES48 = 70	CES73 = 52	CES98 = 74
CES24 = 91	CES49 = 79	CES74 = 98	CES99 = 61
CES25 = 72	CES50 = 86	CES75 = 60	

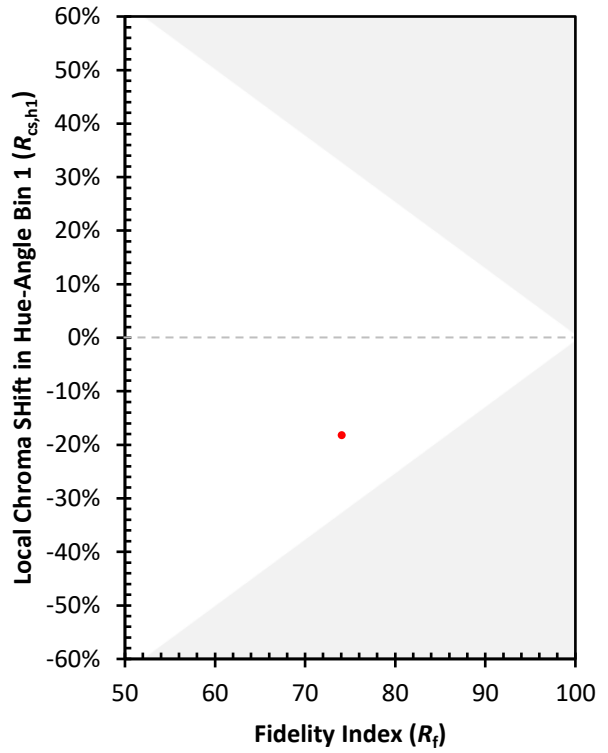
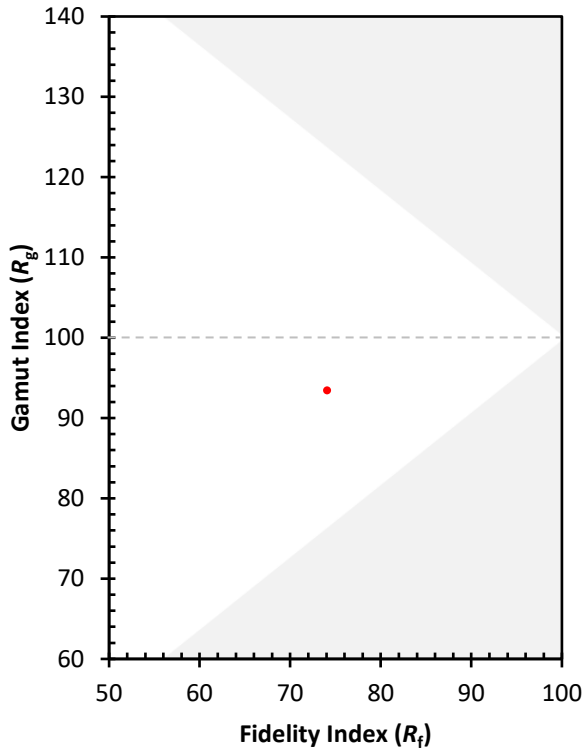




Color Rendition by Hue-Angle Bin



Measure Comparisons



(END OF REPORT)